

AKG-8W


GaAs + GaN Technology

Low cost 8W Ku-Band BUCs



FEATURES:

- Low Cost Solution
- Extreme Efficiency, Stability, Reliability and Performance
- Hyper-Light Package, Only 1lbs
- Super Low Power Consumption (30W* @8W)
- Fan-less Design
- Exceeds ALL IESS-308/309 Phase Noise Standards
- 3 Year Warranty



DESIGN OVERVIEW:

The low cost "FANLESS SLIM NON-IP" series Ku-Band BUCs are the next generation of the World's Most efficient and compact size BUCs in the industry, weighing only 1lbs and handling output power of 8W at the Ku-Band frequencies. We've picked the most mature, reliable and proven to be highly efficient amplifiers with internal overdrive protection. Each unit is vigorously tested at our California facility according to our ATP (Acceptance Testing Procedure).

PERFORMANCE SPECIFICATIONS

Operating RF Frequency	AKSG 14.0 - 14.5 GHz AKUG 13.75 - 14.5 GHz AKDG 13.75 - 14.5 14.0 - 14.5 GHz
Operating IF frequency	950 - 1700 950 - 1450 MHz
Local Oscillator	12.80 13.05 GHz
Rated Output Power PSAT	8W 39.0 dBm
Linear Power SR @ -26dBc PLIN	6W 37.8 dBm
IMD3 (two tones) 3dB Back Off	-25 dBc max. 2 signal 5MHz apart at P-LINEAR
Spectral Regrowth at PLINEAR (QPSK at 1.5x and OQPSK at 1.0x symbol rate offset with 2dB back-off from rated power)	-30 dBc

SPURIOUS & PHASE NOISE

In-Band/Out-band Spurious	-60dBc max.
Group Delay	Ripple 1 nsec point to point max.
AM/PM Conversion	1.0°/dB max. at 3 dB output backoff
Noise Power Density (TX)	-85dBm/Hz
Noise Power Density (RX)	-155dBm/Hz (10.95 - 12.75 GHz)
Phase Noise (Up Converter) (Ext. Ref.)	-55 dBc/Hz @ 10 Hz -115dBc/Hz -65 dBc/Hz @ 100 Hz -135dBc/Hz -75 dBc/Hz @ 1 kHz -150dBc/Hz -85 dBc/Hz @ 10 kHz -155dBc/Hz -95 dBc/Hz @ 100 kHz -160dBc/Hz

POWER CONSUMPTION

8W 39.0 dBm PSAT	30W
6W 37.8 dBm PLIN	20W

COMPLIANCE INFORMATION

MIL - STD - 188/164C	MIL - STD - 461	ROHS, REACH, WEEE
MIL - STD - 810E	DO - 160 G	

PROTECTION

VOLTAGE	OVERTEMP	CURRENT
SMART ALARMS IN THE M&C	MICROPHONIC	

ENVIROMENT SPECIFICATIONS

Environmental MIL-STD	Compliant with MIL-STD810E
Vibration MIL-STD	MIL-STD810F, Method 514.5 C-2 Transport
Operating Temperature Range	- 40° C to + 70°C
Storage Temperature Range	- 60°C to + 85°C
Humidity	100% Condensing, IP67
Shock	20 g peak, 11 msec, 1/2 sine
Altitude	50,000ft, 15,240m

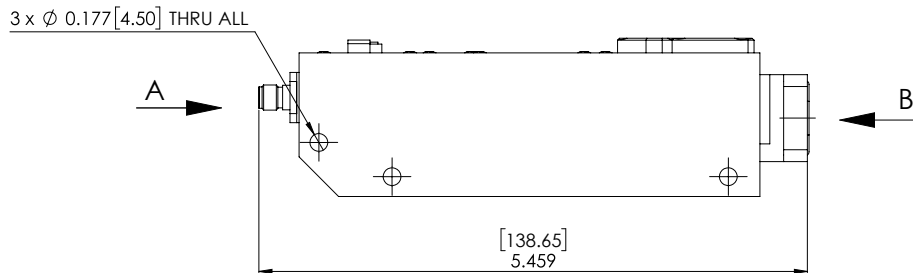
M&C INTERFACE

Advanced Monitor & Control	RS232 (RS48, Ethernet Web Page Based, Telnet)*
ALARMS	PLL LOCK, HPA, MUTE, TX
Stealth PLin Operation Mode	LED Shut-Off Silenced fan

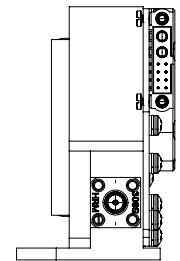
PART NUMBERING SYSTEM

- S - Slim Size Series
- F - Fan-less Series
- G - Fan-less and Slim Series
- KU - Universal Ku-Band 13.75 - 14.50 GHz
- KS - Standard Ku-Band 14.0 - 14.50 GHz
- KL - Low Ku-Band 12.75 - 13.25 GHz
- KD - Dual Ku-Band 13.75 - 14.50 GHz | 14.0 - 14.50 GHz
- 8 | 10 | 12 | 16 | 20 - Rated Power in Watts
- N | F - 50 Ohm or 75 Ohm IF Input Connector Type
- M1 - M&C Option RS232 Only
- M2 * - RS232/485, Ethernet, SNMP, Telnet
- R - 10 MHz Ref. Auto Sense | Internal Reference
- U - Universal Mounting Bracket

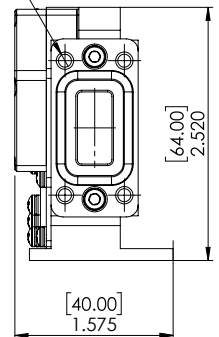
* Advanced M&C option coming soon



- 4 x \varnothing 0.130 [3.30] THRU ALL
- M4 - 6H THRU ALL
- ✓ \varnothing 0.173 [4.40] X 90.000°, Near Side
- ✓ \varnothing 0.173 [4.40] X 90.000°, Far Side



VIEW A



VIEW B

INPUT|OUTPUT INTERFACE

IF Connector	N-type (50 Ohm) F-type (75 Ohm)
Universal Prime Power via IF	+ 18 - 55 VDC
Output Interface	WR75 Sealed & Grooved

GAIN

Gain (Temperature Compensated)	55 dB(min) 60 dB(typ.)
TX Gain Flatness	± 0.75 dB max. over 40 MHz
TX Gain variation 50MHz	± 0.5 dB
TX Gain variation 500MHz	± 1.5 dB

MECHANICAL SPECIFICATIONS

Dimensions	5.46" x 2.52" x 1.575" (139 x 64 x 40mm)
Weight	Les than 1lbs (0.45kg)



Visit Product Page