

# AKLG-10W


## GaAs + GaN Technology

Low cost 10W low Ku-Band BUCs



### FEATURES:

- Low Cost Solution
- Extreme Efficiency, Stability, Reliability and Performance
- Hyper-Light Package, Only 1lbs
- Super Low Power Consumption (40W\* @10W)
- Fan-less Design
- Exceeds ALL IESS-308/309 Phase Noise Standards
- 3 Year Warranty



### DESIGN OVERVIEW:

The low cost "FANLESS SLIM NON-IP" series low Ku-Band BUCs are the next generation of the World's Most efficient and compact size BUCs in the industry, weighing only 1lbs and handling output power of 10W at the Ku-Band frequencies. We've picked the most mature, reliable and proven to be highly efficient amplifiers with internal overdrive protection. Each unit is vigorously tested at our California facility according to our ATP (Acceptance Testing Procedure).

### PERFORMANCE SPECIFICATIONS

<b>Operating RF Frequency</b>	AKLG 12.75 - 13.25 GHz
<b>Operating IF frequency</b>	950 - 1450 MHz
<b>Local Oscillator</b>	11.80 GHz
<b>Rated Output Power PSAT</b>	10W 40.0 dBm
<b>Linear Power SR @ -26dBc PLIN</b>	8W 39.0 dBm
<b>IMD3 (two tones) 3dB Back Off</b>	-25 dBc max. 2 signal 5MHz apart at P-LINEAR
<b>Spectral Regrowth at PLINEAR</b> (QPSK at 1.5x and OQPSK at 1.0x symbol rate offset with 2dB back-off from rated power)	-30 dBc

### SPURIOUS & PHASE NOISE

<b>In-Band/Out-band Spurious</b>	-60dBc max.	
<b>Group Delay</b>	Ripple 1 nsec point to point max.	
<b>AM/PM Conversion</b>	1.0°/dB max. at 3 dB output backoff	
<b>Noise Power Density (TX)</b>	-85dBm/Hz	
<b>Noise Power Density (RX)</b>	-155dBm/Hz (10.95 - 12.75 GHz)	
<b>Phase Noise (Up Converter) (Ext. Ref.)</b>	-55 dBc/Hz @ 10 Hz	-115dBc/Hz
	-65 dBc/Hz @ 100 Hz	-135dBc/Hz
	-75 dBc/Hz @ 1 kHz	-150dBc/Hz
	-85 dBc/Hz @ 10 kHz	-155dBc/Hz
	-95 dBc/Hz @ 100 kHz	-160dBc/Hz

### POWER CONSUMPTION

<b>10W 40.0 dBm PSAT</b>	40W
<b>8W 39.0 dBm PLIN</b>	30W

### COMPLIANCE INFORMATION

MIL - STD - 188/164C	MIL - STD - 461	ROHS, REACH, WEEE
MIL - STD - 810E	DO - 160 G	

### PROTECTION

VOLTAGE	OVERTEMP	CURRENT
SMART ALARMS IN THE M&C	MICROPHONIC	

## ENVIRONMENT SPECIFICATIONS

<b>Environmental MIL-STD</b>	Compliant with MIL-STD810E
<b>Vibration MIL-STD</b>	MIL-STD810F, Method 514.5 C-2 Transport
<b>Operating Temperature Range</b>	- 40° C to + 70°C
<b>Storage Temperature Range</b>	- 60°C to + 85°C
<b>Humidity</b>	100% Condensing, IP67
<b>Shock</b>	20 g peak, 11 msec, 1/2 sine
<b>Altitude</b>	50,000ft, 15,240m

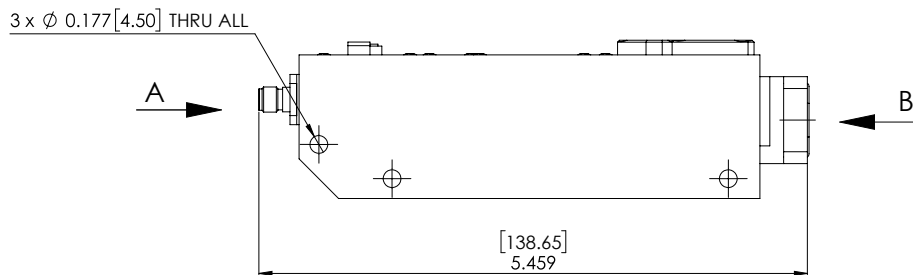
## M&C INTERFACE

<b>Advanced Monitor &amp; Control</b>	RS232 (RS48, Ethernet Web Page Based, Telnet)*
<b>ALARMS</b>	PLL LOCK, HPA, MUTE, TX
<b>Stealth PLin Operation Mode</b>	LED Shut-Off   Silenced fan

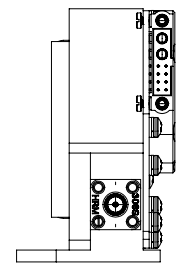
## PART NUMBERING SYSTEM

- S - Slim Size Series
- F - Fan-less Series
- G - Fan-less and Slim Series
- KU - Universal Ku-Band 13.75 - 14.50 GHz
- KS - Standard Ku-Band 14.0 - 14.50 GHz
- KL - Low Ku-Band 12.75 - 13.25 GHz
- KD - Dual Ku-Band 13.75 - 14.50 GHz | 14.0 - 14.50 GHz
- 8 | 10 | 12 | 16 | 20 - Rated Power in Watts
- N | F - 50 Ohm or 75 Ohm IF Input Connector Type
- M1 - M&C Option RS232 Only
- M2 \* - RS232/485, Ethernet, SNMP, Telnet
- R - 10 MHz Ref. Auto Sense | Internal Reference
- U - Universal Mounting Bracket

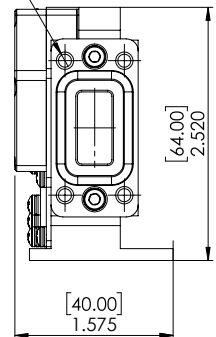
\* Advanced M&C option coming soon



- 4 x  $\varnothing$  0.130 [3.30] THRU ALL
- M4 - 6H THRU ALL
- ✓  $\varnothing$  0.173 [4.40] X 90.000°, Near Side
- ✓  $\varnothing$  0.173 [4.40] X 90.000°, Far Side



VIEW A



VIEW B

## INPUT|OUTPUT INTERFACE

<b>IF Connector</b>	N-type (50 Ohm)   F-type (75 Ohm)
<b>Universal Prime Power via IF</b>	+ 18 - 55 VDC
<b>Output Interface</b>	WR75 Sealed & Grooved

## GAIN

<b>Gain (Temperature Compensated)</b>	55 dB(min) 60 dB(typ.)
<b>TX Gain Flatness</b>	± 0.75 dB max. over 40 MHz
<b>TX Gain variation 50MHz</b>	± 0.5 dB
<b>TX Gain variation 500MHz</b>	± 1.5 dB

## MECHANICAL SPECIFICATIONS

<b>Dimensions</b>	5.46" x 2.52" x 1.575" (139 x 64 x 40mm)
<b>Weight</b>	Les than 1lbs (0.45kg)



Visit Product Page