

ASKA-16 (Non-IP Rated)


GaAs + GaN Technology

16 Ka-Band BUC 27.5 to 31.0 GHz



FEATURES:

- Hyper-Light yet Robust Package: 2lbs (0.9kg)
- Superior Quality, Efficiency, Reliability and Performance
- Built-in HPA Overdrive Circuit Protection
- High Temperature Mode - up to + 70°C
- OPEN-BMIP Ready to Work with iDirect X7 and 950MP
- Complies with MIL-STD-188-164C, RTCA DO-160G, WGS
- Industry Leading Over Temperature Performance
- Assembled and Rigorously Tested in the USA
- 3 Year Warranty



DESIGN OVERVIEW:

The "SLIM FAN-LESS" Series with non-IP rated housing 27.5 to 31.0 GHz Frequency 16W Full Ka-Band BUCs are the next generation of the World's Smallest feed-horn & boom-arm mountable BUCs in the industry, weighing-in only at 2lbs (0.9kg) and working at high temp up to 70°C.

PERFORMANCE SPECIFICATIONS

Operating RF Frequency	ASKA 27.5 to 31.0 GHz	
Operating IF frequency	950 to 1950 1000 to 2000 MHz	
Local Oscillator	Selectable	
Rated Output Power PSAT	ASKA-16	16W 42.0 dBm
Linear Power SR @ -26dBc PLIN		10W 40.0 dBm
IMD3 (two tones) 3dB Back Off	-25 dBc max. 2 signal 5MHz apart at P-LINEAR	
Spectral Regrowth at PLINEAR (QPSK at 1.5x and OQPSK at 1.0x symbol rate offset with 3dB back-off from rated power)	-30 dBc	
10MHz or 50 MHz External Ref. OdBm +/- 5dBm	10MHz or 50MHz	

PROTECTION

VOLTAGE	OVERTEMP	VSWR
SMART ALARMS IN THE M&C	MICROPHONIC	CURRENT

COMPLIANCE INFORMATION

MIL - STD - 188/164C	MIL - STD - 461	ROHS, REACH, WEEE
MIL - STD - 810E	DO - 160 G	

SPURIOUS & PHASE NOISE

In-Band/Out-band Spurious	-60dBc max.	
Group Delay	Ripple 1 nsec point to point max.	
AM/PM Conversion	2.0°/dB max. at 3 dB output backoff	
Noise Power Density (TX)	-80dBm/Hz	
Noise Power Density (RX)	-150dBm/Hz	
Phase Noise (Up Converter) (Ext. Ref.)	-33 dBc/Hz @ 10 Hz	-115dBc/Hz
	-63 dBc/Hz @ 100 Hz	-135dBc/Hz
	-73 dBc/Hz @ 1 kHz	-150dBc/Hz
	-83 dBc/Hz @ 10 kHz	-155dBc/Hz
	-93 dBc/Hz @ 100 kHz	-160dBc/Hz

POWER CONSUMPTION

ASKA-16	16W 42.0 dBm PSAT	95W
	10W 40.0 dBm PLIN	75W

GAIN

Gain (Temperature Compensated)	64dB (min) 68dB (typ.)
TX Gain Flatness	± 0.75 dB max. over 40 MHz
TX Gain variation 50MHz	± 0.5 dB
TX Gain variation 500MHz	± 1.5 dB

ENVIROMENT SPECIFICATIONS

Environmental MIL-STD	Compliant with MIL-STD810E
Vibration MIL-STD	MIL-STD810F, Method 514.5
Operating Temperature Range	- 40° C to + 70°C
Storage Temperature Range	- 60°C to + 85°C
Humidity	100% Condensing
Shock	20 g peak, 11 msec, 1/2 sine
Altitude	21,500ft, 6,500m
Built-in Receive Reject Filter	Suppression by +60dB (min)

MECHANICAL SPECIFICATIONS

Dimensions (DC Powered)	6" x 4.41" x 1.43" (173.4 x 102 x 36.3 mm) Without Connectors
Weight (DC Powered)	2lbs (0.9kg)

PART NUMBERING SYSTEM

AS - "SLIM FAN-LESS" MODEL SERIES

KAF - Full Ka-Band 27.5 - 31.0 GHz

KAC - Commercial Ka-Band 29.0 - 30.0 GHz

KAM - Military and Commercial Band 29 - 31.0 GHz

KAO - O3B Bands 27.652 - 28.388 GHz, 28.172 - 29.071 GHz

10 | 13 | 16 | 20 | 25 | 30 | 40 - Rated PSAT Power in Watts

S - 50 Ohm SMA Input Connector (other interface options available)

I - Isolator for VSWR Improvement to 1.35:1

M - M&C Option - RS232/485 + Ethernet + SNMP

O - OPENBMIP Protocol Ready

R - Auto Sense Ref Detector | Internal +/- 0.05ppm Stability

C - Custom color, housing or other options available

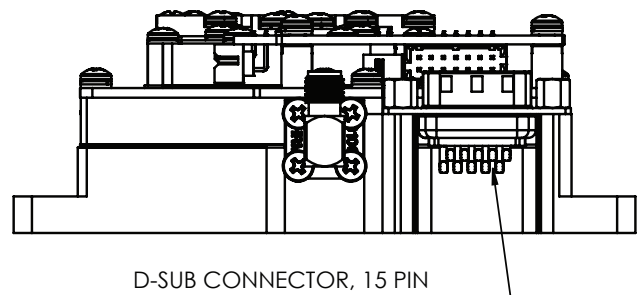
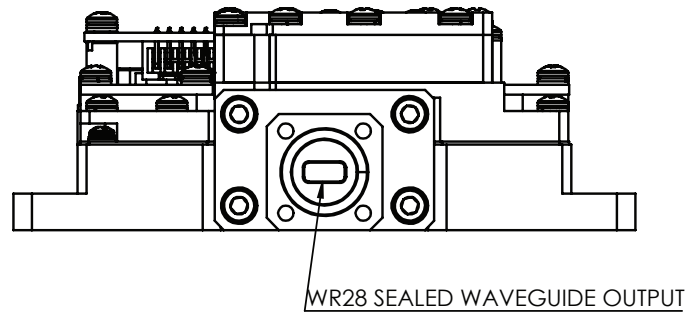
X - Custom option

INPUT|OUTPUT INTERFACE

IF Connector	SMA (50 Ohm)
Universal Prime Power via IF or MS/M&C Connector (7.0 A Current Limit Protection Through Coax)	+ 22 - 55 VDC
Output VSWR	1.5:1 (1.35:1 with optional Isolator)
Output Interface	WR28 Grooved
Input VSWR	1.5:1

M&C INTERFACE

Advanced Monitor & Control	Ethernet Web Page Based, SNMP, RS232/485, FSK (opt.)
ALARMS	PLL LOCK, HPA, VSWR, MUTE, TX
Stealth PLin Operation Mode	LED Shut-Off



Visit Product Page