

ALKAF-25NAMR

25 Full Ka-Band BUC 27.5 - 31.0 GHz



FEATURES:

- Hyper-Light yet Robust Package: 5.5 lbs (2.5 kg)
- Superior Quality, Efficiency, Reliability and Performance
- Built-in HPA Overdrive Circuit Protection
- High Temperature Mode - up to + 70°C
- OPEN-BMIP Ready to Work with iDirect X7 and 950MP
- Complies with MIL-STD-188-164C, RTCA DO-160G, WGS
- Industry Leading Over Temperature Performance
- Field Replaceable IP68 Long Life Rated Fans
- Assembled and Rigorously Tested in the USA
- 3-Year Warranty



DESIGN OVERVIEW:

The "LIGHTWEIGHT" series 27.5 - 31.0 GHz Frequency 25W Full Ka-Band BUCs are the next next generation of the AC Powered feed-horn & boom-arm mountable BUCs in the industry, weighing-in only at 5.5 lbs (2.5 kg) and working at high temp up to 70°C.

PERFORMANCE SPECIFICATIONS

Operating RF Frequency	ALKA 27.5 - 31.0 GHz	
Operating IF frequency	950 - 1950 1000 - 2000 MHz	
Local Oscillator	Selectable	
Rated Output Power PSAT	ALKA-25	25W 44.0 dBm
Linear Power SR @ -26 dBc PLIN		16W 42.0 dBm
IMD3 (two tones) 3 dB Back Off	-25 dBc max. 2 signal 5 MHz apart at P-LINEAR	
Spectral Regrowth at P-LINEAR (QPSK at 1.5x and OQPSK at 1.0x symbol rate offset with 3 dB back-off from rated power)	-30 dBc	
10 MHz or 50 MHz External Ref. 0 dBm +/- 5 dBm	10 MHz or 50 MHz	

PROTECTION

VOLTAGE	OVERTEMP	VSWR
SMART ALARMS IN THE M&C	MICROPHONIC	CURRENT

COMPLIANCE INFORMATION

MIL-STD-188/164C	DO-160G	ROHS, REACH, WEEE
MIL-STD-461E		

SPURIOUS & PHASE NOISE

In-Band/Out-band Spurious	-60 dBc max.	
Group Delay	Ripple 1 nsec point to point max.	
AM/PM Conversion	2.0°/dB max. at 3 dB output backoff	
Noise Power Density (TX)	-80 dBm/Hz	
Noise Power Density (RX)	-150 dBm/Hz	
Phase Noise (Up Converter) (Ext. Ref.)	-33 dBc/Hz @ 10 Hz	-115 dBc/Hz
	-63 dBc/Hz @ 100 Hz	-135 dBc/Hz
	-73 dBc/Hz @ 1 kHz	-150 dBc/Hz
	-83 dBc/Hz @ 10 kHz	-155 dBc/Hz
	-93 dBc/Hz @ 100 kHz	-160 dBc/Hz

POWER CONSUMPTION

ALKA-25	25W 44.0 dBm PSAT	170W
	16W 42.0 dBm PLIN	120W

GAIN

Gain (Temperature Compensated)	64 dB (min) 68 dB (typ.)
TX Gain Flatness	± 0.75 dB max. over 40 MHz
TX Gain variation 50 MHz	± 0.5 dB
TX Gain variation 500 MHz	± 1.5 dB

ENVIRONMENTAL SPECIFICATIONS

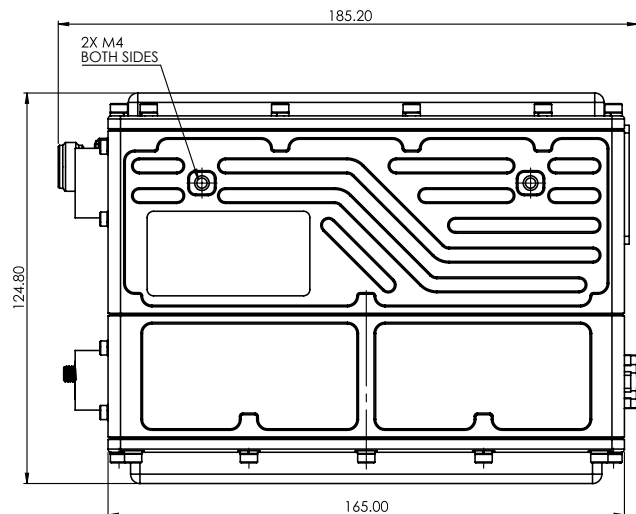
Environmental MIL-STD	Compliant with MIL-STD-810E
Vibration MIL-STD	MIL-STD-810F, Method 514.5
Operating Temperature Range	- 40°C to + 70°C
Storage Temperature Range	- 60°C to + 85°C
Fan Rating / Field Replaceable	IP68, Long Life
Humidity	100% Condensing, IP67 Rated
Shock	20 g peak, 11 msec, 1/2 sine
Altitude	50,000 ft, 15,240 m
Built-in Receive Reject Filter	Suppression by +60 dB (min)

MECHANICAL SPECIFICATIONS

Dimensions (AC Powered)	6.5" x 3.94" x 4.93" (165 x 100 x 125 mm) Without Connectors
Weight (AC Powered)	5.5 lbs (2.5 kg)

PART NUMBERING SYSTEM

AL - "LIGHTWEIGHT" MODEL SERIES
 KAF - Full Ka-Band 27.5 - 31.0 GHz
 KAC - Commercial Ka-Band 29.0 - 30.0 GHz
 KAM - Military and Commercial Band 29 - 31.0 GHz
 KAO - O3B Bands 27.652 - 28.388 GHz, 28.172 - 29.071 GHz
 10 | 13 | 16 | 20 | 25 | 30 | 40 - Rated PSAT Power in Watts
 N - 50 Ohm IF Input Connector (other interface options available)
 A - AC Power 85-260 VAC (increases size and weight)
 I - Isolator for VSWR Improvement to 1.35:1
 M - M&C Option - RS232/485 + Ethernet + SNMP
 O - OPENBMIP Protocol Ready
 R - Auto Sense Ref Detector | Internal +/- 0.05ppm Stability
 C - Custom color, housing or other options available
 X - Custom option



Visit Product Page

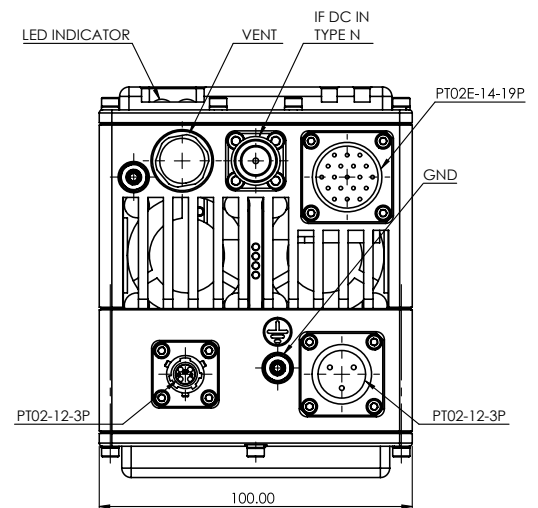
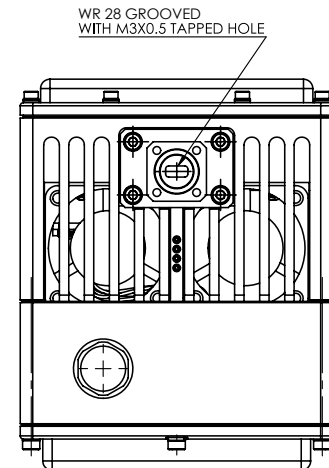
Amkom Design Group Inc.

INPUT|OUTPUT INTERFACE

IF Connector	N-type (50 Ohm)
Universal Prime Power via IF or MS/M&C Connector (7.0 A Current Limit Protection Through Coax)	+ 85 - 265 VAC, 48VDC on M&C
Output VSWR	1.5:1 (1.35:1 with optional Isolator)
Output Interface	WR28 Grooved
Input VSWR	1.5:1

M&C INTERFACE

Advanced Monitor & Control	Ethernet Web Page Based, SNMP, RS232/485, FSK (opt.)
ALARMS	PLL LOCK, HPA, VSWR, MUTE, TX
Stealth PLIN Operation Mode	LED Shut-Off Silenced fans



2892 S Santa Fe Ave, Bldg, 115 San Marcos CA 92069