


ASKA-25

25 Ka-Band BUC 27.5 - 31.0 GHz



FEATURES:

- Hyper-Light yet Robust Package: 2 lbs (0.9 kg)
- Superior Quality, Efficiency, Reliability and Performance
- Built-in HPA Overdrive Circuit Protection
- High Temperature Mode - up to + 70°C
- OPEN-BMIP Ready to Work with iDirect X7 and 950MP
- Complies with MIL-STD-188-164C, RTCA DO-160G, WGS
- Industry Leading Over Temperature Performance
- Assembled and Rigorously Tested in the USA
- 3-Year Warranty



DESIGN OVERVIEW:

The "SLIM FAN-LESS" Series with non-IP rated housing 27.5 - 31.0 GHz Frequency 25W Full Ka-Band BUCs are the next generation of the World's Smallest feed-horn & boom-arm mountable BUCs in the industry, weighing-in only at 2 lbs (0.9 kg) and working at high temp up to 70°C.

PERFORMANCE SPECIFICATIONS

Operating RF Frequency	ASKA 27.5 - 31.0 GHz	
Operating IF frequency	950 - 1950 1000 - 2000 MHz	
Local Oscillator	Selectable	
Rated Output Power PSAT	ASKA-25	25W 44.0 dBm
Linear Power SR @ -26 dBc PLIN		16W 42.0 dBm
IMD3 (two tones) 3 dB Back Off	-25 dBc max. 2 signal 5MHz apart at P-LINEAR	
Spectral Regrowth at PLINEAR (QPSK at 1.5x and OQPSK at 1.0x symbol rate offset with 3 dB back-off from rated power)	-30 dBc	
10 MHz or 50 MHz External Ref. 0 dBm +/- 5 dBm	10 MHz or 50 MHz	

PROTECTION

VOLTAGE	OVERTEMP	VSWR
SMART ALARMS IN THE M&C	MICROPHONIC	CURRENT

COMPLIANCE INFORMATION

MIL - STD - 188/164C	MIL - STD - 461	ROHS, REACH, WEEE
MIL - STD - 810E	DO - 160 G	

SPURIOUS & PHASE NOISE

In-Band/Out-band Spurious	-60 dBc max.	
Group Delay	Ripple 1 nsec point to point max.	
AM/PM Conversion	2.0°/dB max. at 3 dB output backoff	
Noise Power Density (TX)	-80 dBm/Hz	
Noise Power Density (RX)	-150 dBm/Hz	
Phase Noise (Up Converter) (Ext. Ref.)	-33 dBc/Hz @ 10 Hz	-115 dBc/Hz
	-63 dBc/Hz @ 100 Hz	-135 dBc/Hz
	-73 dBc/Hz @ 1 kHz	-150 dBc/Hz
	-83 dBc/Hz @ 10 kHz	-155 dBc/Hz
	-93 dBc/Hz @ 100 kHz	-160 dBc/Hz

POWER CONSUMPTION

ASKA-25	25W 44.0 dBm PSAT	160W
	16W 42.0 dBm PLIN	110W

GAIN

Gain (Temperature Compensated)	64 dB (min) 68 dB (typ.)
TX Gain Flatness	± 0.75 dB max. over 40 MHz
TX Gain variation 50 MHz	± 0.5 dB
TX Gain variation 500 MHz	± 1.5 dB

ENVIROMENT SPECIFICATIONS

Environmental MIL-STD	Compliant with MIL-STD810E
Vibration MIL-STD	MIL-STD810F, Method 514.5
Operating Temperature Range	- 40° C to + 70° C
Storage Temperature Range	- 60° C to + 85° C
Humidity	100% Condensing
Shock	20 g peak, 11 msec, 1/2 sine
Altitude	50,000 ft, 15,240 m
Built-in Receive Reject Filter	Suppression by +60 dB (min)

MECHANICAL SPECIFICATIONS

Dimensions (DC Powered)	6" x 4.41" x 1.43" (173.4 x 102 x 36.3 mm) Without Connectors
Weight (DC Powered)	2 lbs (0.9 kg)

PART NUMBERING SYSTEM

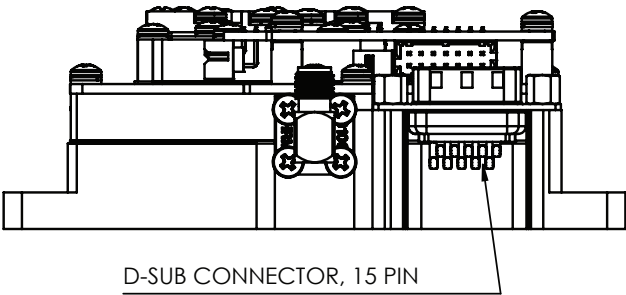
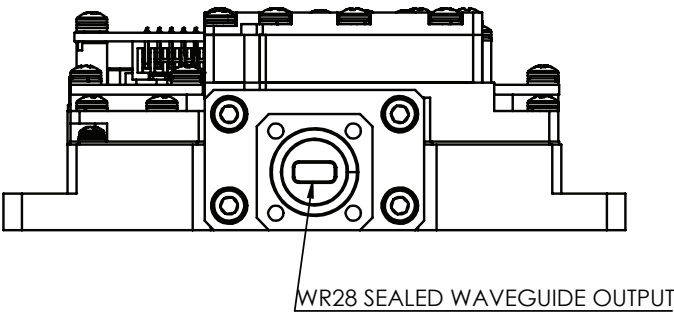
AS - "SLIM FAN-LESS" MODEL SERIES
KAF - Full Ka-Band 27.5 - 31.0 GHz
KAC - Commercial Ka-Band 29.0 - 30.0 GHz
KAM - Military and Commercial Band 29 - 31.0 GHz
KAO - O3B Bands 27.652 - 28.388 GHz, 28.172 - 29.071 GHz
10 | 13 | 16 | 20 | 25 | 30 | 40 | 50 - Rated PSAT Power in Watts
S - 50 Ohm SMA Input Connector (other interface options available)
I - Isolator for VSWR Improvement to 1.35:1
M - M&C Option - RS232/485 + Ethernet + SNMP
O - OPENBMIP Protocol Ready
R - Auto Sense Ref Detector | Internal +/- 0.05ppm Stability
C - Custom color, housing or other options available
X - Custom option

INPUT|OUTPUT INTERFACE

IF Connector	SMA (50 Ohm)
Universal Prime Power via IF or MS/M&C Connector (7.0 A Current Limit Protection Through Coax)	+ 22 - 55 VDC
Output VSWR	1.5:1 (1.35:1 with optional Isolator)
Output Interface	WR28 Grooved
Input VSWR	1.5:1

M&C INTERFACE

Advanced Monitor & Control	Ethernet Web Page Based, SNMP, RS232/485, FSK (opt.)
ALARMS	PLL LOCK, HPA, VSWR, MUTE, TX
Stealth PLIN Operation Mode	LED Shut-Off



Visit Product Page